


Telescopic Loading Bellows With Built-In Dust Filter BELLOJET®



Telescopic Loading Bellows With Built-In Dust Filter BELLOJET®

DEVELOPED FOR EFFICIENT DUST-FREE LOADING OF TANKERS AND OPEN ROAD OR RAIL TRUCKS

BELLOJET® Loading Bellows are suitable for continuous duty reaching a maximum capacity of 250 m³/h (147 cfm).

BELLOJET® Loading Bellows come with a dust collector integrated in the upper head, equipped with a 2.2 kW fan which increases the efficiency of the filtering elements.

At the lower end BELLOJET® Loading Bellows are equipped with a sealing cone for tanker loading (ZA version) or a barrier skirt for open truck loading (ZC version) to prevent dust emission during discharging.

Features



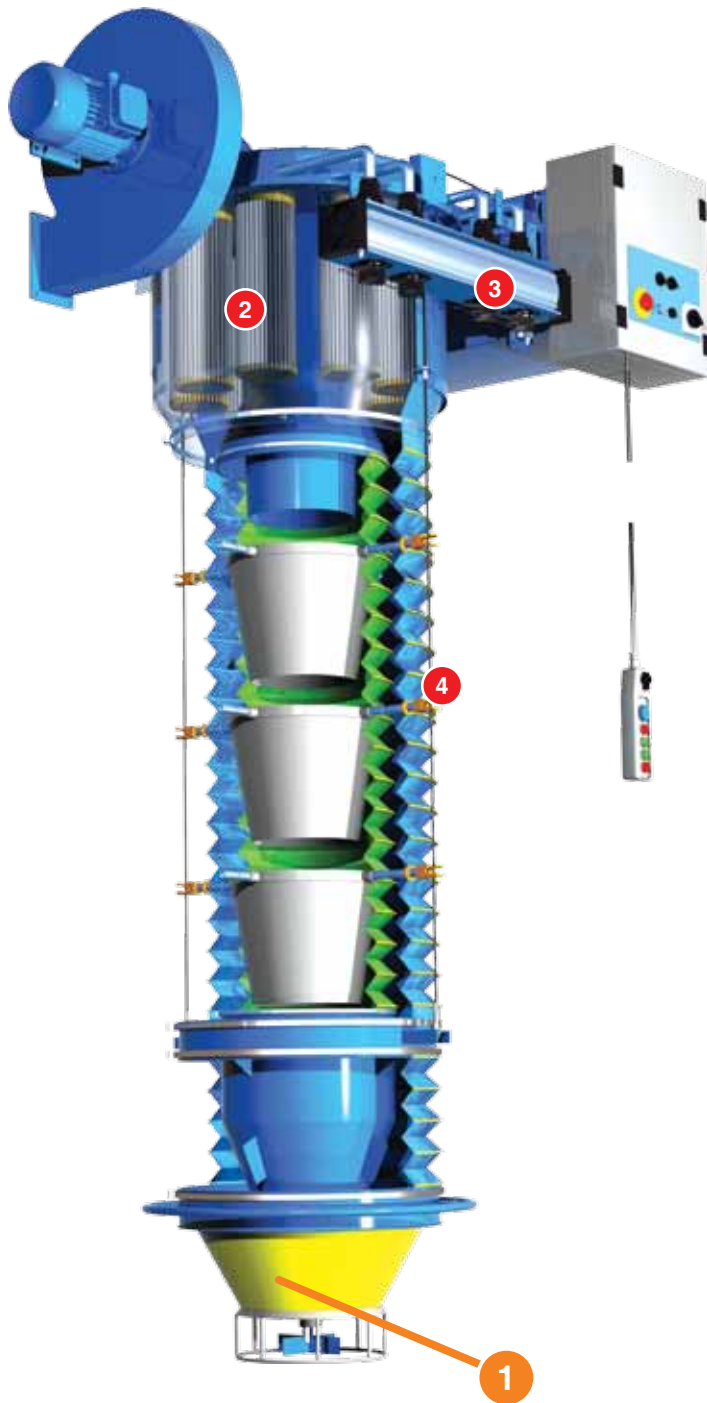
- Inlet diameter: 300 mm (12 in);
- Maximum throughput rate: 250 m³/h (147 cfm);
- Maximum extension: 5.5 m (18 ft);
- Hoisting motor power: 0.55 kW (0.75 HP);
- Fan motor power: 2.2 kW (3.0 HP);
- Operating temperature: from -40 °C up to 150 °C (-40 °F up to 300 °F);
- Filter surface: 10 m² (108 sq ft);
- 2 off external lifting cables not in contact with material flow extending and retracting the loader without obstruction or wear;
- ATEX-version for Zone 20-22 and Zone 20-21 available.

Main Benefits




- ✓ **Excellent dust-free loading thanks to efficient built-in filter unit;**
- ✓ **Various chute and fabrication materials available;**
- ✓ **Slack cable and Upper/Lower position limit switches, hoisting drive unit, single or double level indicators included in standard supply.**

Loading Bellows With Built-In Filter for Tanker Loading




2 Built-in Filter



Integrated reverse air jet-cleaned dust filtration and reclaiming system (dust collected is re-introduced into the chute).

4 Chute Models



“BO” DOUBLE BELLOWS

“BA” DOUBLE BELLOWS WITH
INTERNAL STEEL CONES



HYPALON-NEOPRENE BELLOWS

- Flexible Neoprene bellows coated with Hypalon® offers high resistance to atmospheric agents, abrasion and high temperature, thus making the loader highly durable.

1 SINT® Polymer-Coated Outlet Cone




At the bottom of tanker Loading Bellows, a polymer-coated cone with special sealing properties is provided for dustproof connection to the tanker hatchway.

The cone outlet can be equipped with an anti-waste device which acts as a dust-tight stopper as the Loading Bellows is being raised.

Accessories



- Electric Panel and Remote Control for automatic loading operation
- Wireless Remote Control with max. operating distance: 100m



Different options of Level Indicator



Spreader used to fill tanker up to maximum level



Bottom Closure Cone to prevent any spillage of dust as the Loading Bellows is being raised

Loading Bellows With Built-In Filter for Open Truck Loading

ZC

3 Drive Unit



All moving parts protected from corrosion and shocks.
Two single-seat winding pulleys ensure stability and precision in both extension and retraction.

Upper/Lower Position limit switches.
Slack-cable device limit switch.




FOOD-GRADE POLYESTER

- Suitable to be in contact with foodstuffs
- Antistatic



KEVLAR BELLOWS

- Suitable for high and low temperatures



1 Bottom Outlet Skirt



At the bottom of open truck Loading Bellows, a special dust barrier skirt is provided which settles on the skip or pile to prevent dust from being spread in the environment.

A double level indicator is provided to ensure constant detection of the rising discharged material, allowing automatic retraction of the Loading Bellows keeping the skirt always in contact with the piled up material.


1



Electric Motovibrator installed at the bottom outlet to aid flow of difficult materials



Pneumatic Bottom Closure Cone



Loading Bellows Positioner



Skirt connected to bottom outlet cone



- Removable Outlet
- Skirt can be easily removed when tanker is loaded

Applications



